

MINOSSE PROJECTOR XL 230V<sub>ac</sub>IP67 IK09 CE    | A > A+ > A++

TIPOLOGIA / TYPOLOGY

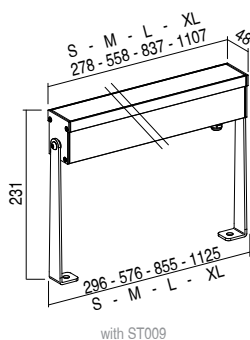
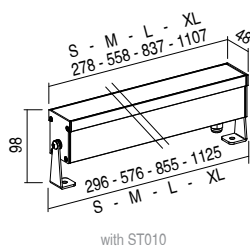
Proiettore | Projector

POSIZIONE INSTALLATIVA | INSTALLATION POSITION

A terra, a parete o soffitto | Floor, wall or ceiling mounting

AMBIENTE INSTALLATIVO | INSTALLATION LOCATION

Esterno | Outdoor

MINOSSE PROJECTOR XL  1107 mm

44W



kg 3,08

## MINOSSE PROJECTOR XL 230Vac

## CARATTERISTICHE ELETTRICHE | ELECTRICAL FEATURES

POTENZA ASSORBITA   POWER CONSUMPTION	44W
ALIMENTAZIONE   POWER SUPPLY	230Vac
FREQUENZA   FREQUENCY	50/60 Hz
ALIMENTATORE   POWER SUPPLY UNIT	Integrato   Integrated
COLLEGAMENTO   CONNECTION	Tensione di rete   Mains voltage

## CARATTERISTICHE ILLUMINOTECNICHE | LIGHTING FEATURES

COLORE LED   LED COLOUR	2200K, 2700K, 3000K, 4000K, Red, Green, Blue
INDICE RESA CROMATICA CRI   CRI	>80 (2200K, 2700K, 3000K, 4000K)
BINNING	3 step MacAdam   3 MacAdam steps
OTTICHE   OPTICS	8°, 28°, 45°, ASYM, 60°, 10° x 41°
FLUSSO REALE EMESSO - 3000K REAL OUTPUT FLUX	44W 3648lm 28°
DURATA MEDIA LED   AVERAGE LED LIFE	50.000h L80 B10

## CARATTERISTICHE MECCANICHE | MECHANICAL FEATURES

PESO   WEIGHT	Kg 3,08
FINITURE   FINISHES	Bianco txt, Nero txt txt White, txt Black
INSTALLAZIONE   INSTALLATION	A terra, parete o soffitto con staffe (non incluse) Floor, wall or ceiling mounting with brackets (not included)
MATERIALE   MATERIAL	Corpo in alluminio, vetro temperato serigrafato Aluminium body, silk-screen printed tempered glass


## CARATTERISTICHE GENERALI | GENERAL FEATURES

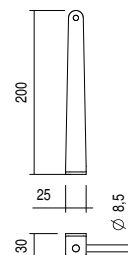
TEMPERATURA DI ESERCIZIO OPERATING TEMPERATURE	-10°C +45°C
GRADO DI PROTEZIONE   INGRESS PROTECTION	IP67
GRADO DI RESISTENZA   IMPACT RESISTANCE	IK09
GLOW WIRE TEST   GLOW WIRE TEST	960°C
TEMPERATURA MASSIMA APPARECCHIO MAX. TEMPERATURE OF FIXTURE	40° @ Ta = 25°
CLASSE DI ISOLAMENTO   APPLIANCE CLASS	I
CALPESTABILE   WALKOVER	No
CARRABILE   DRIVE OVER	No
SICUREZZA STANDARD   STANDARD SAFETY	WP System
SICUREZZA FOTOBIOLOGICA PHOTOBIOLOGICAL SAFETY	GR1


MINOSSE PROJECTOR XL 230V<sub>ac</sub>

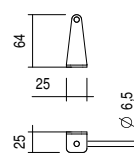
## ACCESSORI | ACCESSORIES

a scelta | to be chosen

<b>CODICE / CODE</b>	<b>ST009</b>
<b>TIPOLOGIA / TYPOLOGY</b>	<b>Staffa verniciata</b> Varnished bracket  kg 0,11
<b>MATERIALE / MATERIAL</b>	<b>Acciaio inox AISI 316L</b> AISI 316L Stainless steel



<b>CODICE / CODE</b>	<b>ST010</b>
<b>TIPOLOGIA / TYPOLOGY</b>	<b>Staffa verniciata</b> Varnished bracket  kg 0,03
<b>MATERIALE / MATERIAL</b>	<b>Acciaio inox AISI 316L</b> AISI 316L Stainless steel



## FILTRI | FILTER

<b>CODICE / CODE</b>	<b>HC</b>
<b>TIPOLOGIA / TYPOLOGY</b>	<b>Filtro Honeycomb</b> Honeycomb filter

